

LILEE Systems T-Cloud

Cloud-based Management for Connected Transportation

- Cloud-based management platform for mobile connectivity, passenger Wi-Fi and other transportation solutions from LILEE Systems
- Network management system (NMS) and application management system in a single tool
- Configuration and remote monitoring of gateways, onboard LTE, Wi-Fi connectivity, fleet location and vehicle health
- Real-time and historical analytics that help users deliver smoother operations and premium passenger services at scale

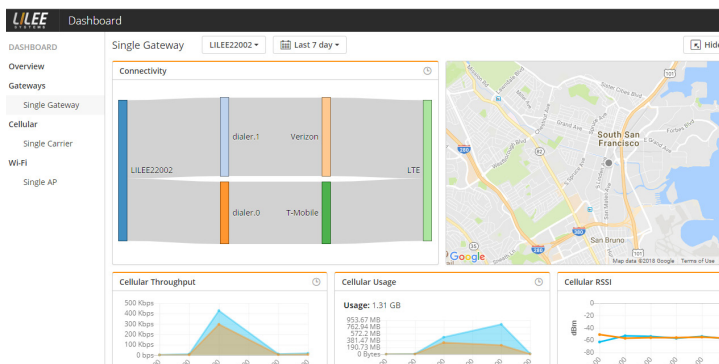
Features

T-Cloud helps users easily onboard, configure, monitor and troubleshoot devices when using LILEE Systems connected solutions.

Device Onboarding

Deploying LILEE Systems gateways is as simple as plugging them in and opening T-Cloud in a desktop browser, from anywhere.

- Deploy and configure a vehicle network within 15 minutes after gateway installation.
- Start viewing and managing networks, fleet health and location, and applications from the dashboard once devices are connected.



Configuration

T-Cloud offers centralized management that allows users to securely and easily configure gateways and applications at remote locations. It can be used for all of a gateway's major network functions.

- **Device:**
 - Device-level network configuration, such as DNS and NTP
- **Wireless:**
 - Workflow-based configuration
 - Access Point Name (APN) and user account
 - Wi-Fi profiles with wireless network name (SSID), authentication, encryption and VLAN mapping
 - Wi-Fi radio configuration, such as Tx power, channel selection, channel width and DFS
- **Switch:**
 - Switch port
 - VLAN configuration
- **Router:**
 - Route configuration
 - NAT (Network Address Table)
 - Port forwarding rules
 - DHCP server

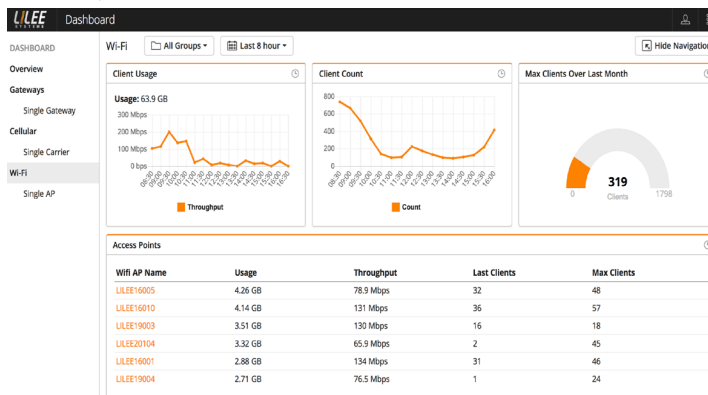
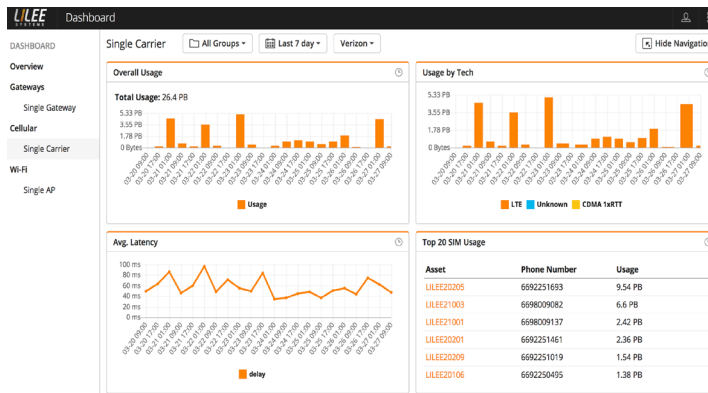
LILEE Systems T-Cloud

Monitoring and Troubleshooting

T-Cloud is used for both real-time monitoring and historical analytics. It lets users monitor metrics such as top Wi-Fi usage and cellular data use by clients.

- **Device:**
 - Inventory
 - Status
- **Cellular:**
 - Cellular data usage
 - Cellular provider and technology (4G/3G)
 - Signal strength (client SNR, RSSI)
 - Latency and connection status
- **Wi-Fi**
 - Number of clients
 - Client throughput

T-Cloud offers graphical representation of real-time status and historical performance over a period of time, which can be searched by MAC address, serial number or Wi-Fi client. Users can also troubleshoot slow connection, latency and poor signal strength.



Account Management

T-Cloud is a web-based management tool optimized to work seamlessly across organizations. It provides role-based access control within a customer account or company.

Reliability and Security

- Hosted on Data centers with SOC Type II compliance (formerly SAS Type II)
- High availability with disaster recovery and redundancy
- Scheduled backups
- 24x7 monitoring

Supported Applications/Solutions

Mobile Connectivity
Passenger Wi-Fi
Driver Behavior and Fleet Monitoring

Supported Products

LILEE Systems TransAir™ LMS-2450-ME-100*

Scalable, modular, and hardened gateway with support for up to 10 LTE SIM cards for high-bandwidth applications

*Supports Monitoring and Troubleshooting. Automatic onboarding and Configuration management will be available as future roadmap item.

LILEE Systems TransAir™ STS-1020

Multi-service Mobile Gateway with 2 LTE-A, 2 Wi-Fi (802.11a/b/g/n/ac), PoE+ and Application Engine

LILEE Systems TransAir™ STS-1010

Multi-service Mobile Gateway with 2 LTE-A, 2 Wi-Fi (802.11a/b/g/n/ac), PoE+ and Application Engine

SKU

- T-CLOUD-1Y Yearly subscription to T-Cloud with hosted vLMC in public cloud to enable 1 remote remote gateway
- T-CLOUD-3Y 3-year subscription to T-Cloud with hosted vLMC in public cloud to enable 1 remote remote gateway
- T-CLOUD-5Y 5-year subscription to T-Cloud with hosted vLMC in public cloud to enable 1 remote remote gateway

For more information, contact your sales representative or email info@lileesystems.com.

LILEE Systems
91 East Tasman Drive Suite 150
San Jose, CA 95134
+1 (408) 988-8672
www.lileesystems.com